

Clear - Colored - Flat - Curved

The highest quality ever produced, at a great price.

Quality clear corneal buttons made according to your specifications, with the pupil as low as possible or without pupil.

Pupil sizes (mm): 2, 2.5, 3, 3.5, 4, 4.5

Now 2 front curves. The original steep front radius of 8mm and a new flatter front radius of 9mm for a shallower chamber. The shallow button will give a more accurate observation of the final iris result during painting or after gluing.

For your thinnest, most-difficult-to-make ultra-thin prostheses, use the 13 mm back radius with the new 9mm front radius.

Flat buttons. Choose either back cut only (sharp edge) or with an edge cut of 0.5mm (thicker button).


Button sizes (mm): 11, 11.5, 11.75, 12, 12.5, 13

Curved buttons. Choose button size (12, 12.5 and 13mm) and radius of back curve (13, 16 and 22mm). Available in back cut only (no edge cut).

Colored Buttons. Choose flat or curved and color (medium or dark blue-grey, medium or dark brown, and black).

Drilled Colored Buttons.

Also available with small 2mm hole drilled from behind.



NEW—See page 8-9 for more info on curved corneal buttons and backing devices.

PRICES

Clear flat w/pupil: \$6.50

Clear curved w/pupil: \$6.75

Colored flat: \$6.-

Colored flat drilled: \$7.-

Clear flat w/o pupil: \$5.75

Clear curved w/o pupil: \$6.75

Colored curved: \$6.50

Colored curved drilled: \$7.-

A minimum quantity of 25 buttons of any make or model is required, per order.

Allow 2-4 weeks for delivery.



BACK CUT



EDGE CUT (0.5mm)

Printed In Canada


OCULOPLASTIK

CATALOGUE FOR OCULARISTS

November 2013

Featuring:

Pre-pumice abrasive wheels. (page 5)



and

Digital iris/corneal buttons (page 11)



Fine products for the fields of ophthalmology, dermatology, plastic reconstructive surgery, and oculiaristry



EN

cata ocu EN 131126

Order by phone, fax, or mail. We ship worldwide.

Oculo-Plastik, Inc.

200 Sauvé Street West, Montreal
Quebec H3L 1Y9 Canada

☎ +1 514 381-3292 • 1 888 381-3292

☎ +1 514 381-1164 • 1 800 879-1849

sales@oculoplastik.com • www.oculoplastik.com

Liquisteam-E

Pressurized Polymerization Unit

The pressure makes the difference.

Cure any size ocular prostheses without porosity. Due to the compressed air within the unit, water can be brought to a higher final temperature assuring a more complete polymerization.



Heat cure under pressure at it's best.

- Polymerization of acrylic for ocular prostheses.
- Use of mini-press (not included) recommended.
- The unit holds 1-2-3 or 4 round ocular flasks with all-stainless-steel mini-press or 1 or 2 rectangular flasks with all-stainless-steel mini-press (not included).
- Variable temperature adjustment 0-120°C.
- Timer 0-60 minutes
- Completion alarm
- Internal pressure gauge and release valve (hot water drain valve)
- Safety "pop-off" pressure release
- Dry removal of the flasks after polymerization.



Up to 4 round flasks will fit, with all-stainless-steel press.



• Technical data:

*Width: 37 cm / Height: 25 cm / Depth: 34 cm

*Weight: approximately 13 kg

*Suggested working pressure: 3-4 BAR

*110-115 or 230 Volts / 1600 Watt. Voltage specific to each country. Unit includes plastic containers with hose for draining hot water after curing. User needs to have access to a tank of compressed air from a compressor. Use of distilled water recommended.

• Note: Units made in Germany, adapted for 110-115 volts by manufacturer. Manufacturer's limited 2-years warranty applies.



Item # 128000 for 2,050 € plus shipping from Montreal.

(exchange rate set on day of shipment)

We recommend the purchase of the OPVal validated thermometer with your first purchase of a Liquisteam-E. (p3).

Digital iris/corneal buttons

- A great time saver and productivity / quality enhancer.
 - Kit of 84 corneal buttons of 12mm with 3mm pupils.
 - In addition to making base colours yourself, this added option enables you to select closest iris that can be easily corrected during over painting.
 - Best to have 2-3 kits to assure you never run out.
 - Has been used for many years without any deterioration.
 - Vast selection of nice rich browns.
 - Simply re-order minimum of 10 irises to refill your collection.
- Each is coded. Ask for our smaller starter boards & our new brown and hazel board of 135. Ask for our growing collection.



Digital iris/corneal button board. 12mm with 3mm pupil. Board with 84 buttons. 5084-KIT \$3,150 each.

The EXTRACTOR. "A small finger"



To help remove impression trays, conformers or prostheses. You will be happy you have one on each working table. Great for working with infants or sensitive corneo-scleral shell patients.

Stainless-steel. Item # 5450. \$40 each

SUCTION CUPS

Traditional large red rubber
Item #5360

In bags of 100, 500 & 1,000.

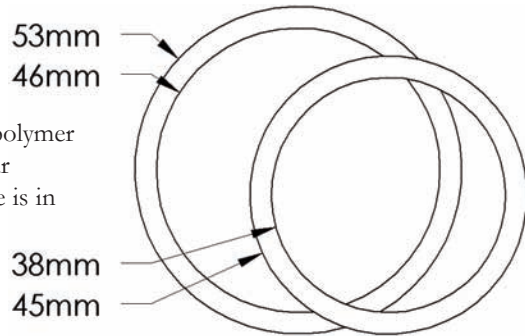
Call for pricing.

Others in silicone also available.



Spacers (shims)

Add a little extra clear or pink polymer
(for your final curing or for your
enlargements.) 2 sizes. The large is in
0.4mm while the small is in 2
thicknesses: 0.5mm
and 0.8mm:



Small, 0.5mm: Item#5462-05. \$75 for 500,

Small, 0.8mm: Item#5462-08. \$95 for 500,

Large, 0.4mm: Item#5466. \$50 for 500

PMMA monomer

We ship 5-gallon containers of Eshchem monomer by transport to continental USA only customers. Shipping charges will depend on customer location. FOB Essington, PA, USA. Call for pricing. Item #5095.


Wax sticks and chunks

Hard inlay wax sticks

Ivory: Item #5310

Green: Item #5311.

1 lb box, \$45.-



Hard inlay wax chunks

Ivory: Item #5312.

Green: Item #5313

1 lb. box, \$ 30.-



cata ocu EN 131126

(OPVAL) Maximum Registering Validated Thermometer (-5°C – 200°C)

Essential to
document
performance
of your
Liquisteam-E




unit for FDA ... With protective stainless steel case. Length approximately 5-1/2". The (OPVAL) Maximum Registering Validated Thermometer is to be used with the Oculo-Plastik (maximum temperature reached) validated test. In order for this test to be valid, it must be performed only with this thermometer. The OPVAL will display and retain the highest temperature obtained until manually "shaken down" to reset. Item #128-TC \$96 each

Diamond coated acrylic trimmers

With a 1/4" shaft, these 9 grinding / finishing burs are exceptionally effective and durable. Available in 3 sizes (10, 14, and 18 mm) and 3 grits (fine-600, medium-200, and coarse-100). The bullet shape is ideal for our profession.

5210-10(10 mm-coarse),
5220-10(10 mm-medium),
5260-10(10 mm-fine)
5210-14(14 mm-coarse),
5220-14(14 mm-medium),
5260-14(14 mm-fine)
5210-18(18 mm-coarse),
5220-18(18 mm-medium),
5260-18(18 mm-fine)
\$100 each or \$600 for complete set of 9



Acrylic polymer

Clear, scleral white (internally pigmented) and caruncle pink (internally pigmented).

Especially for your thin prostheses, our internally pigmented scleral white will be your best alternative due to its opacity. It is a plus for thin prostheses since the globe is less apparent behind the prosthesis. In 1 liter containers or in 4 liter containers

(1 liter equals 1.5 lbs.)

1 liter, \$61.50 (1.5 lbs. or \$41 /lb.),

4 liters, \$198 (6 lbs. or \$33 /lb.),

2 X 4 liters and more, \$360 (12 lbs. or \$30 /lb.),

Clear: Item #5100. IP white sclera: Item #5110.


Pink: Item #5120.



Brass flasks & accessories



Round brass flask.
Item # 5115
\$110 ea. for 1 flask,
\$105 ea. for 5 flasks,
\$100 ea. for 10 flasks,
\$95 ea. for 25 flasks,



All-stainless-steel mini-presses for both brass flasks and Danz style flask.

(with nuts, washers and bolts).

Item # 5130-065, for single brass flask,
5130-110, for double brass flasks,
5130-080, for single Danz type flask,
5130-120, for double Danz type flasks.

\$60 ea. for 1 mini-press,

\$53 ea. for 5 mini-presses,

\$50 ea. for 10 mini-presses.

4 Replacement all-stainless-steel M8 nuts & bolts,

Item # 5150-065, 65 mm
5150-080, 80 mm
5150-110, 110 mm
5150-120, 120 mm

\$10 for pack of 4,
\$9 each for 3 packs of 4

Chrome plated wrench 13 mm for M8 bolts and nuts

Item # 5160 \$8 ea.



Microwave flask & accessories



Flask. Item #5010 **\$100 ea.** Used since 1987.



Brass-FRP mini-press only (with plated nuts, flat washers and bolts). Item #5030 **\$50 ea.**

REPLACEMENT FIBER REINFORCED PLASTIC (FRP) BAR. Item#5040 **\$25 ea.**



Until out of stock.

cata ocu EN 131126

Shipping: FOB Montreal.
Minimum order: \$100. All prices in U.S. \$

Flat black acrylic painting disks.

Our flat black acrylic painting disks come in 2 sizes and a thickness of 0.5mm.
Flat. \$25 for 100, \$120 for 500,
12mm: Item # BAPD12
13mm: Item # BAPD13



The backing device for the curved black acrylic painting disks system

Essential for maximum bonding when you want to pair the clear curved corneal button with the painted iris on a black curved disk.

IMPORTANT: We supply you with matching pairs of clear curved corneal button and curved disk radius. **DO NOT MIX THEM.** Each one of the four curved disks has its place on the backing device.

Use a small amount of mono-poly under the curved black disk to hold it to the backing device.



Apply mono-poly simultaneously on both the painted disk and under the clear corneal button and rapidly place the button onto the disk, pressing firmly with fingers. Apply pressure for 30 seconds. By then, the joint should be dry enough, so that the two are stable and no delaminating is present.

We recommend that you let the assembled piece dry (in a painting hood, if you have one, in front of the exhaust) for a minimum of 5 minutes, then immerse the assembled piece still on the backing device, in hot tap water. Use a pressure cooker (minimum 20 minutes at 20 lb - 1.5 BAR) with bottom filled with boiling water (20 mm) will pre-cure assembled disk/button and avoid disk sliding during curing of sclera. Each starter kits includes a backing device. For an extra backing device. Item# BD-1234 \$50

OP Black acrylic painting disks.

Unique System/Value – Saves time.



Injection molded with an acrylic grade able to withstand higher temperatures than vinyl. Their primary advantage is that they can be ground and polished when the prosthesis is thin – a convenient feature nowadays with the larger implants being used. The uneven side of the black disk (with dull finish) should be painted on. Apply 3 coats of mono-poly ahead of time. Before painting, apply another coat. To accelerate drying, in between coats of mono-poly, place the painted disk in front of a ventilation exit within your painting hood. Acrylic disks will not twist as easily as vinyl ones, when subjected to heat. Apply mono-poly to bond clear button on flat or curved painted disk. Saves precious processing time, you can verify your results immediately. For curved disks, use of a special device for proper backing is crucial when bonding (see page 9). To cut down the size of the corneal button when the iris is glued and pre-cured, we use a Dremmel motor tool with a flat file. It is best to use 1-2mm larger than needed and cut down assembly.

4 CURVED Black acrylic painting disks and matching clear corneal buttons



Our curved black acrylic painting disks are useful when you need curved as opposed to a flat painting surface. Comes in 2 radiuses: a radius of 22 mm and a steeper 13mm in a thickness of 0.6mm. The black acrylic painting disk 22 has a very slight curve (almost flat). This disk 22 gives a more normal curved iris with depth under the limbus (instead of using flat). Comes with matching clear corneal button. For your thinnest, most-difficult-to-make ultra-thin prostheses, use the 13 mm radius with front radius 9mm.

Each disk comes with a matching radius clear corneal button, with or without pupil. Disks not sold separately, except as replacements.

• **Starter kit** includes 6 each of 4 styles, black curved acrylic painting disks and 24 matching clear corneal buttons. Pupil sizes of buttons for each disk style: 2, 2.5, 3, 3.5, 4 mm and one without pupil. Comes with a special tool for gluing (a backing device, see page 9 for info) and a large button box.


Starter Kit Item#CB4APDK \$186. A value of \$246.

• Individual set of one curved black acrylic painting disk and matching clear button with your choice of front radius 8 or 9 mm and of pupil (2, 2.5, 3, 3.5, 4mm): \$7.75 Without pupil \$7.25

With disk (size 12mm & radius 13mm) #I, button 12mm.
With disk (size 13mm & radius 13mm) #II, button 13mm.
With disk (size 12mm & radius 22mm) #III, but. 12mm.
With disk (size 13mm & radius 22mm) #IV, but. 13mm.

• Additional curved black acrylic painting disks for replacements \$12. for twenty.

Disk #I (size 12mm & radius 13mm), Item#:CD#1
Disk #II (size 13mm & radius 13mm), Item#: CD#2
Disk #III (size 12mm & radius 22mm), Item#:CD#3
Disk #IV (size 13mm & radius 22mm), Item#:CD#4



PMMA clear or opaque white thermoforming sheets

Look no more for PMMA sheets. Our practical sheets are 2" X 12" and 1/16" thick. Each is paper-coated.

Clear sheet: Item#CS212116 \$10. each.

Opaque white sheet: Item#WS212116 \$10. each.

Scleral shell press

DRILL PRESS TYPE. Versatile and easy to use. Now with reinforced column. Already own one, ask for the free upgrade. Item #5300. \$425 ea.,



Grey & Red pre-pumice abrasive wheels

Flexible polishing wheels for prostheses, after grinding and before pumice. Such a pumicing time-saver. Enables you to work dry and see better.

Small grey wheels need to be mounted with a mandrel.

Item #5680-10

\$40 for bag of 10 wheels.

Item #5680-30

\$90 for bag of 30 wheels.

Large red wheels are mounted on 1/4" shank.

Item #5780-1 \$25 each.

Item #5780-4 \$80 for bag of 4 wheels.



(63x30mm)



You'll wonder how you managed without these.



(25x15mm)

Patient's Booklet:

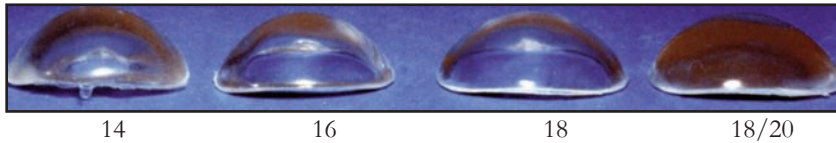
"A different dimension, Adapting to Monocular Vision"

By Jewele Jones and Jack Diner B.A., B.C.O. with a foreword by Hamton Roy, M.D. and Wilma C. Diner, M.D. Illustrations by Jack Diner and Lee Allen. Having a patient who's well informed and understanding is half the work accomplished. Each of your patients should have one. Item # 5406. \$20 ea. for 1, \$10 ea. for 10



Conformers to make impression trays.

(acrylic, unfinished) Modify them to your needs and polish the edges. Great fitting shapes and impression trays.



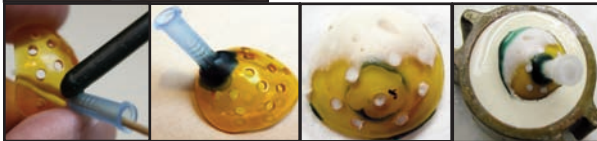
Items #5514-6(14-large), #5516-2(16-small), #5516-4(16-reg.), #5518-2(18-small), #5518-4(18-reg.), #5519-2(18/20-small), #5519-4(18/20-reg.), \$100 for 25,

A flatter conformer 22 in regular(5522-4) and small (5522-2) is also available.

Impression trays


Unfinished. Modify them to your needs, drill additional holes and polish. Simply wax a tube over the best hole. Comes in a set of 8, now with 8 drilled syringe tip caps.

Includes 2 of each 4 sizes; extra-small, small, medium, and large.
Item # 5470-8 Complete set of 8, \$80



Identic alginate

Sets in 2 minutes. White. Unscented. Hypo-allergenic, non-colored, non-flavoured, dust free, extra fast set. To impression the ocular socket with comfort. Packaged in a sealed bag. Upon request, we will include a brand new empty 1-liter bottle with tip. Item #27492 \$28 for 1 lb..



cata ocu EN 131126

Special selection of Color pencils

For or details of the iris, limbal blend and for veining.


In each new lot, each desired pencil must be tested to detect if the color will resist to the contact of monople and react during polymerization. Simply mark a test sclera with the color pencil number and cure clear over. Some of the reds and yellows will dissolve. Do not take for granted that a stable color in one lot will be automatically stable in another lot. Warning: Natural light exposed veins made with red pencils will fade over time (over 3-4 years). Better to use red tread for the veins that will be exposed to natural light.

Item # 5405LS. Special selection of pencils. \$210.



Aluminum iris buttons.

Joseph A. Legrand's idea to create the wax model. Our aluminum iris buttons have a standard size peg to match our corneal buttons. Black, flat or concave back. \$15 ea. for 1, \$14 ea. for 10,



Iris button handlers.



Makes it easy to manipulate the aluminum iris button when heated. Great fitting tool and time saver. Item # 5402. \$30

Joe Legrand domer



Makes it easy to scrape stone to ad some extra clear over cornea. Item # 5452-1 \$25