

## Corneal pieces

### Clear - Colored - Flat - Curved

**New. Now in Regular shine or high shine.**

Quality clear corneal pieces made according to your specifications, with the pupil as low as possible or without pupil.

Pupil sizes (mm): 2, 2.5, 3, 3.5, 4, 4.5

**Now 2 front curves.** The original steep front radius of 8mm and a new flatter front radius of 9mm for a shallower chamber. The shallow piece will give a more accurate observation of the final iris result during painting or after gluing. For your thinnest, most-difficult-to-make ultra-thin prostheses, use the 13 mm back radius with the new 9 mm front radius.

**Flat pieces.** Choose either back-cut only (sharp edge) or with an edge-cut of 0.5 mm (thicker button).

Piece sizes (mm): 11, 11.5, 11.75, 12, 12.5, 13

**Curved pieces.** Choose piece size (12, 12.5 and 13 mm) and radius of back curve (13, 16 and 22 mm). Available in back-cut only (no edge cut).

**Colored Pieces.** Choose flat or curved and color (medium or dark blue-grey, medium or dark brown, and black).

**Drilled Colored Pieces.** Also available with small 2mm hole drilled from behind.

### PRICES for Regular shine.

Clear flat w/pupil: \$8.00	Clear flat w/o pupil: \$7.50
Clear curved w/pupil: \$9.00	Clear curved w/o pupil: \$8.50
Colored flat: \$8.00	Colored curved: \$9.00
Colored flat drilled: \$10.00	Colored curved drilled: \$11.00

**Allow 2-4 weeks for delivery. A minimum quantity of 25 pieces of any make or model is required, per order of regular shine. For high shine: add \$3.- per piece with minimum of 100 pieces.**



BACK CUT



EDGE CUT (0.5mm)

Printed In Canada



Regular shine High shine

See page 9-10 for more info on curved corneal pieces and support.

# OCULOPLASTIK

Catalogue of products for ophthalmologists

March 2019

**Featuring:**

## Digital Iris Corneal Pieces (DICP) Page 3



cata ocu EN 190314

Fine products for the field of ophthalmology.

Other catalogues for ophthalmology, dermatology and plastic reconstructive surgery.

Order by phone, fax, or mail. We ship worldwide.

### Oculo-Plastik, Inc.

200 Sauvé Street West, Montreal  
Quebec H3L 1Y9 Canada

+1 514 381-3292 • 1 888 381-3292

+1 514 381-1164 • 1 800 879-1849

sales@oculoplastik.com • www.oculoplastik.com

## Polymax 1 (120 °C) de Dreve en Allemagne

With a temperature range up to 120 °C. The only Polymax unit we recommend for polymerizing ocular prostheses.

Compared to the older model of Polymax, this one has an **important advantage**. It has an indicator telling users at which temperature the water is at any time, in the pot. This allows users to know they had enough time of polymerizing at selected temperature. Other features are :

- Adjustable heating temperature for controlled polymerization
- 90 minutes timer
- Adjustable air pressure up to a maximum of 5 bar
- Automatic safety-sealing-system
- Controls by digital display indicators of time and temperature.
- Pressure indicated by manometer
- Pressure pot made of special coated aluminum
- External housing made of resistant polyurethane
- Housing cover made of stainless steel
- Water drain valve
- Maintenance-free unit (claimed by Dreve)

The video at this address helps users understand the poorly translated English and French instructions for use. The Video is at: [http://dentamid.dreve.de/en/products/units/polymax\\_1\\_120/](http://dentamid.dreve.de/en/products/units/polymax_1_120/)


We have found the old Polymax to almost never necessitate any repair and hope this new unit will do as well.

Note that Oculo-Plastik ships unit in an un-opened original custom-made foam packing shipping box. They are factory tested and packed. Oculo-Plastik is not allowed to make any repairs. Repairs must be done only at Dreve directly. In case a unit needs to be returned to Dreve in Germany for repair, Dreve can arrange collection from end user's facilities. REMEMBER to store original custom-made foam packing. They must be packed transport-worthy. We stock only the unit number D-3428-A, Polymax 1 (120°C), red color unit, 115 V / 50/60 Hz. Warranty is two years from Oculo-Plastik invoice date. D-3428-A, Polymax 1 (120°) red – Same price as in Germany: €2,006.- + shipping from Montreal.

**We recommend the purchase of the OPVal validated thermometer with any purchase of our polymerizing units.**




6. Keyboard unit



No.	Description
a	Manometer
b	Adjustment knob
c	LED – heating
d	Temperature indication display
e	Temperature switch
f	Time indication display
g	LED – polymerisation
h	only Polymax 1/120 °C – lid opening control

## New suction cups



New blue silicone

Item #5360B-1

In bags of 100-400 \$1.15 each

500-1,900 \$1.10

2,000-4,900 \$1.05

5,000 and up \$1.00



New latex-free red rubber

Item #5360LF

In bags of 100-4,900 \$0.90 each.

5,000 and up, at \$0.80

## The Extractor. "A small finger"



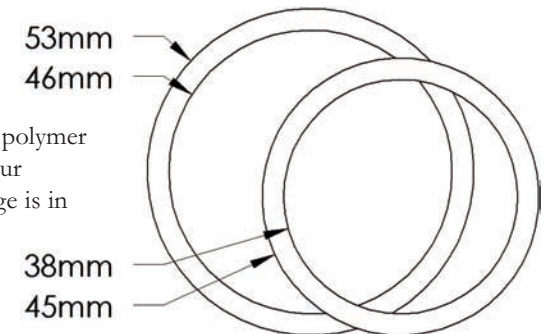
To help remove impression trays, conformers or prostheses. You will be happy you have one on each working table. Great for working with infants or sensitive corneo-scleral shell patients.

Stainless-steel. Item # 5450. \$45 each

## Spacers (shims)

Add a little extra clear or pink polymer (for your final curing or for your enlargements.) 2 sizes. The large is in 0.4mm while the small is in 2 thicknesses: 0.5mm and 0.8mm:

Small, 0.5mm: Item#5462-05. \$85 for 500,  
Small, 0.8mm: Item#5462-08. \$105 for 500,  
Large, 0.4mm: Item#5466. \$60 for 500



## MMA monomer

We ship 5-gallon containers of Eshchem monomer by transport to continental USA only customers. Shipping charges will depend on customer location. FOB Essington, PA, USA. Call for pricing. Item #5095.


## Wax sticks and chunks

Hard inlay wax sticks

Ivory: Item #5310

Green: Item #5311.

1 lb box, \$60.-



Hard inlay wax chunks

Ivory: Item #5312.

Green: Item #5313

1 lb. box, \$ 40.-



## Flat black acrylic painting disks.

Our flat black acrylic painting disks come in 2 sizes and a thickness of 0.5mm.  
Flat. \$35 for 100, \$160 for 500,  
12mm: Item # BAPD12  
13mm: Item # BAPD13




## Support for the curved black acrylic painting disks system

Essential for maximum bonding when you want to pair the clear curved corneal pieces with the painted iris on a black curved disk.

**IMPORTANT:** We supply you with matching pairs of clear curved corneal pieces and curved disk radius. **BEWARE NOT MIX THEM.** Each one of the four curved disks has its place on the support.

Use a small amount of mono-poly under the curved black disk to hold it to the support.



Apply mono-poly simultaneously on both the painted disk and under the clear corneal piece and rapidly place the piece onto the disk, pressing with fingers. Release pressure and realign if needed then reapply firm pressure for 30 seconds. By then, the joint should be dry enough, so that the two are stable and no delamination is present.

We recommend that you let the assembled piece dry within your painting hood, in front of the exhaust, for a minimum of 5 minutes, then immerse the assembled piece still on the support, in hot tap water.

Using a pressure cooker (minimum 20 minutes at 20 lb - 1.5 BAR) with bottom filled with boiling water (20 mm) will pre-cure assembled disk/piece still on the support and avoid disk sliding during curing of sclera. Each starter kits includes a support.  
For an support. Item# BD-1234 \$70.-

## Digital Iris Corneal Pieces (DICP's)

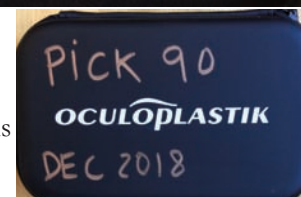
- A great time saver and productivity / quality enhancer.
- Simply re-order your digital pieces (DICP) to refill your collections.

These new digital iris corneal pieces have been tested not to fade from anywhere between 9 and 18 years and more in an accelerated aging unit. They were still not altered after these aging tests. Any new batch of ink will go through same tests before being accepted. They have been used in prostheses since 2016. They have no paper to be exposed in the back, great especially for thinnest prostheses. Ink passed a test to determine the cytotoxicity of extractable substances, I.E. our ink tested as non-toxic in a test with articles simulating an exposed iris/ink in the back. The easy to read product ID code is at the top and is simply filed down when used. Piece code includes iris number, brightness level, printing parameters, month and year of printing (Ex.: 7021-2-A-11-18).

Comes in 2 designs: A very thin DICP (front radius 10 and back radius 13) for your thinnest prostheses and a regular (thick) DICP (front radius 8 and back radius 22) for your normal sized prostheses for a more normal anterior chamber. Diameter is 13 mm (easily trimmed with a Dremmel and a flat file). Pupils vary and are in the small sizes (easier to displace and make larger). We manage full traceability of each piece with the code on each piece.

Various DICP collections offered. Current collections are with 48, 90 and 126 single pieces, or 36 pairs. Thin or regular style.

We also have dark brown collections. Note the white poster putty used to compare with companion eye of the client.  
Price is market price.





## OPVal Maximum Registering Validated Thermometer (-5°C – 200°C)


Essential to document performance of your




**Liquisteam-E and Polymax 1 120°C units for FDA.** With protective stainless steel case. Length approximately 5-1/2". The (OPVal) Maximum Registering Validated Thermometer is to be used with the Oculo-Plastik (maximum temperature reached) validated test. In order for this test to be valid, it must be performed only with this thermometer. The OPVal will display and retain the highest temperature obtained until manually "shaken down" to reset.  
Item #128-TC \$110 each

## Diamond coated acrylic trimmers

With a 1/4" shaft, these 6 grinding / finishing burs are exceptionally effective and durable. Available in 3 sizes (10, 14, and 18 mm) and 2 grits (medium-200, and coarse-100). The bullet shape is ideal for our profession.



5210-10(10 mm-coarse),  
5220-10(10 mm-medium),  
5210-14(14 mm-coarse),  
5220-14(14 mm-medium),  
5210-18(18 mm-coarse),  
5220-18(18 mm-medium),  
\$100 each or \$400 for complete set of 6.



## Acrylic polymer (PMMA)

### Clear, scleral white (internally pigmented) and caruncle pink (internally pigmented).

Especially for your thin prostheses, our internally pigmented scleral white will be your best alternative due to its opacity. It is a plus for thin prostheses since the globe is less apparent behind the prosthesis. In 1 liter containers or in 4 liter containers.

**NOTE: 1 liter equals 1.5 lbs. So ordering 2 bottles will cost 3 lbs.**

Clear: Item #5100, 1 liter at \$52.- per lbs, 4 liter at \$48/lbs.

IP white sclera: Item #5110 and pink: Item #5120, 1 liter at \$57.- per lbs, 4 liter at \$53/lbs.




## OP Black acrylic painting disks.

Unique System/Value – Saves time.



Injection molded with an acrylic grade able to withstand higher temperatures than vinyl. Their primary advantage is that they can be ground and polished when the prosthesis is thin – a convenient feature nowadays with the larger implants being used. The uneven side of the black disk (with dull finish) should be painted on. Apply 3 coats of mono-poly ahead of time. Before painting, apply another coat. To accelerate drying, in between coats of mono-poly, place the painted disk in front of a ventilation exit within your painting hood. Acrylic disks will not twist as vinyl ones, when subjected to heat. Apply mono-poly to bond clear corneal piece on flat or curved painted disk. Saves precious processing time, you can verify your results immediately. For curved disks, use of a special tool for proper backing is crucial when bonding (see page 10). To cut down the size of the corneal piece when the iris is glued and pre-cured, we use a Dremmel motor tool with a flat file. It is best to use 1-2mm larger than needed and cut down assembly.

## 4 Curved black acrylic painting disks and matching clear corneal pieces (CCP)



Our curved black acrylic painting disks are useful when you need curved as opposed to a flat painting surface. Comes in 2 radiuses: a radius of 22 mm and a steeper 13mm in a thickness of 0.6mm. The black acrylic painting disk 22 has a very slight curve (almost flat). This disk 22 gives a more normal curved iris with depth under the limbus (instead of using flat). Comes with matching clear corneal piece (CCP). For your thinnest, most-difficult-to-make ultra-thin prostheses, use the 13 mm radius with front radius 9mm. Each disk comes with a matching radius CCP, with or without pupil. Disks not sold separately, except as replacements.

• **Starter kit** includes 6 each of 4 styles, black curved acrylic painting disks and 24 matching CCP. Pupil sizes of CCP for each disk style: 2, 2.5, 3, 3.5, 4 mm and one without pupil. Comes with a special tool for gluing (a backing tool, see page 10 for info) and a convenient large box.

**Starter Kit** Item#CB4APDK \$299. A value of \$338.

• Individual set of one curved black acrylic painting disk and matching CCP with your choice of front radius 8 or 9 mm and of pupil (2, 2.5, 3, 3.5, 4mm): \$10.00 Without pupil \$9.50  
With disk (size 12mm & radius 13mm) #I, piece 12mm.  
With disk (size 13mm & radius 13mm) #II, piece 13mm.  
With disk (size 12mm & radius 22mm) #III, piece 12mm.  
With disk (size 13mm & radius 22mm) #IV, piece 13mm.  
• Additional curved black acrylic painting disks for replacements \$20. for twenty.

Disk #I (size 12mm & radius 13mm), Item#:CD#1  
Disk #II (size 13mm & radius 13mm), Item#: CD#2  
Disk #III (size 12mm & radius 22mm), Item#:CD#3  
Disk #IV (size 13mm & radius 22mm), Item#:CD#4

A minimum quantity of 25 pieces of any make or model is required, per order of regular shine. For high shine: add \$3.- each piece, with minimum of 100 pieces.



Regular shine High shine

## Special selection of coloured pencils.

For or details of the iris, limbal blend and for veining.

In each new lot, each desired pencil must be tested to detect if the color will resist to the contact of mono-poly and react during polymerization. Simply mark a test sclera with the color pencil number and cure clear over. Some of the reds and yellows will dissolve. Do not take for granted that a stable color in one lot will be automatically stable in another lot.



Warning: Natural light exposed veins made with red pencils will fade over time (over 3-4 years). Better to use red tread for the veins that will be exposed to natural light. Item # 5405LS. Special selection of pencils. \$210.

### Aluminum iris pieces.

Joseph A. Legrand's idea to create the wax model. Our aluminum iris pieces have a standard size peg to match our corneal pieces. Black, flat or concave back. \$18 ea. for 1, \$17 ea. for 10,



CONCAVE  
BACK

9.5mm: Item # AIBC9.5  
10.5mm: Item # AIBC10.5  
11.5mm: Item # AIBC11.5  
12.5mm: Item # AIBC12.5

FLAT  
BACK

11.5mm: Item # AIBF11.5  
12.5mm: Item # AIBF12.5

### Aluminum iris piece handlers.




Makes it easy to manipulate the aluminum iris piece when heated. Great fitting tool and time saver. Item # 5402. \$35

### Joe Legrand domer



Makes it easy to scrape stone to add extra clear over corneal area in moulds. Item # 5452-1 \$25

## Round brass flasks & accessories



Round brass flask.  
Item # 5115  
\$120 ea. for 1 flask,  
\$115 ea. for 5 flasks,  
\$110 ea. for 10 flasks,  
\$105 ea. for 25 flasks,

All-stainless-steel mini-presses for both brass flasks and Danz style flask. (with nuts, washers and bolts).

Item # 5130-065, for single brass flask,  
5130-110, for double brass flasks,  
5130-080, for single Danz type flask,  
5130-120, for double Danz type flasks.  
\$70 ea. for 1 mini-press,  
\$63 ea. for 5 mini-presses,  
\$60 ea. for 10 mini-presses.

4 Replacement all-stainless-steel M8 nuts & bolts,  
Item # 5150-065, 65 mm  
5150-080, 80 mm  
5150-110, 110 mm  
5150-120, 120 mm  
\$13 for pack of 4,  
\$12 each for 3 packs of 4



Chrome plated wrench 13 mm for M8 bolts and nuts  
Item # 5160 \$9 ea.

### Microwave flask & accessories



Flask. Item #5010 \$100 ea. since 1987.



Brass-FRP mini-press only (with plated nuts, flat washers and bolts). Item #5030 \$50 ea.

REPLACEMENT FIBER REINFORCED PLASTIC (FRP) BAR. Item#5040 \$25 ea.

Until out of stock.



Shipping: FOB Montreal.  
Minimum order: \$100. All prices in U.S. \$



## PMMA clear or opaque white thermoforming sheets.

Look no more for PMMA sheets. Our practical sheets are 2" X 12" and 1/16" thick. Each is paper-coated.

Clear sheet: Item#CS212116 \$12. each.

Opaque white sheet: Item#WS212116 \$12. each.

### Scleral shell press

DRILL PRESS TYPE. Versatile and easy to use. Now with reinforced column. Already own one, ask for the free upgrade. Item #5300. \$425 ea.,



### Grey & Red pre-pumice abrasive wheels

Flexible polishing wheels for prostheses, after grinding and before pumice. Such a pumicing time-saver. Enables you to work dry and see better.

**Small grey wheels** need to be mounted with a mandrel.

Item #5680-10

\$40 for bag of 10 wheels.

Item #5680-30

\$90 for bag of 30 wheels.

**Large red wheels** are mounted on 1/4" shank.

Item #5780-1 \$25 each.

Item #5780-4 \$80 for bag of 4 wheels.



(63x30mm)



You'll wonder how you managed without these.



(25x15mm)

### Patient's Booklet: "A different dimension, Adapting to Monocular Vision"

By Jewele Jones and Jack Diner B.A., B.C.O. with a foreword by Hamton Roy, M.D. and Wilma C. Diner, M.D. Illustrations by Jack Diner and Lee Allen. Having a patient who's well informed and understanding is half the work accomplished. Each of your patients should have one. Item # 5406. \$20 ea. for 1, \$10 ea. for 10



## Shapes to make impression trays.

(acrylic, unfinished) Modify them to your needs and polish the edges. Great fitting shapes and impression trays.



16

18

18/20

Items #5516-2(16-small), #5516-4(16-reg.), #5518-2(18-small), #5518-4(18-reg.), #5519-2(18/20-small), #5519-4(18/20-reg.), \$110 for 25

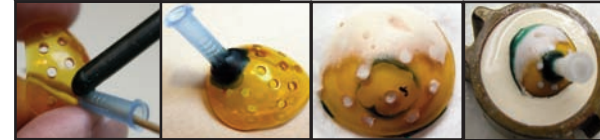
A flatter shape 22 in regular(5522-4) and small (5522-2) is also available.

### Impression trays

Unfinished. Modify them to your needs, drill additional holes and polish. Simply wax a tube over the best hole. Comes in a set of 8, now with 8 drilled tip caps.

Includes 2 of each 4 sizes; extra-small, small, medium, and large.

Item # 5470-8 Complete set of 8, \$95



## Liquisteam-E

### Pressurized Polymerization Unit

Information received from Erkodent on May 8, 2018. "We are still not having a new version of Liquisteam-E. Erkodent has been very busy with the development of our new dental thermoforming units. Therefore, we did not have capacities to further pursue the development of a successor type Liquisteam-E. Very sorry for not having more favourable news in this regard for you. Should there be a chance for a successor model, we will inform you immediately."



However, Erkodent still supplies spare parts to Oculo-Plastik for repairs on the Liquisteam-E units, as long as available.