

Corneal pieces

Clear - Colored - Flat - Curved

New. Now in Regular shine or high shine.

Quality clear corneal pieces made according to your specifications, with the pupil as low as possible or without pupil.

Pupil sizes (mm): 2, 2.5, 3, 3.5, 4, 4.5

Now 2 front curves. The original steep front radius of 8mm and a new flatter front radius of 9mm for a shallower chamber. The shallow piece will give a more accurate observation of the final iris result during painting or after gluing. For your thinnest, most-difficult-to-make ultra-thin prostheses, use the 13 mm back radius with the new 9 mm front radius.

Flat pieces. Choose either back-cut only (sharp edge) or with an edge-cut of 0.5 mm (thicker button).

Piece sizes (mm): 11, 11.5, 11.75, 12, 12.5, 13

Curved pieces. Choose piece size (12, 12.5 and 13 mm) and radius of back curve (13, 16 and 22 mm). Available in back-cut only (no edge cut).

Colored Pieces. Choose flat or curved and color (medium or dark blue-grey, medium or dark brown, and black).

Drilled Colored Pieces. Also available with small 2mm hole drilled from behind.

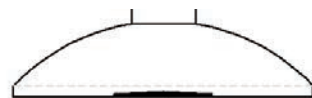
PRICES for Regular shine.

Clear flat w/pupil: \$11.50	Clear flat w/o pupil: \$11.00
Clear curved w/pupil: \$12.50	Clear curved w/o pupil: \$12.00
Colored flat: \$11.50	Colored curved: \$12.50
Colored flat drilled: \$13.50	Colored curved drilled: \$14.50

Allow 2-4 weeks for delivery. A minimum quantity of 25 pieces of any make or model is required, per order of regular shine. For high shine: add \$3.50 per piece with minimum of 100 pieces.



BACK CUT



EDGE CUT (0.5mm)

Printed In Canada



Regular shine High shine

OCULOPLASTIK

Catalogue of products for ophthalmologists

May 2024

New! Now featuring 6 different June 2021 DICP's collections.

126 No blues

126 No dark browns

120+ (1 case)


240+ (2 cases)

360+ (3 cases)

480+ (4 cases)

All collections, in thin or regular.

Any SINGLE case or plate can be ordered separately.



Digital Iris Corneal Pieces (DICP's), pages 2 to 7.

cata ocu EN 240501

Fine products for the field of ophthalmology.

Other catalogues for ophthalmology, dermatology and plastic reconstructive surgery.

Order by phone, fax, or mail. We ship worldwide.

Oculo-Plastik, Inc.

200 Sauvé Street West, Montreal
Quebec H3L 1Y9 Canada

☎ +1 514 381-3292 • 1 888 381-3292

☎ +1 514 381-1164 • 1 800 879-1849

sales@oculoplastik.com • www.oculoplastik.com

2 Digital Iris Corneal Pieces (DICP's)

- A great time saver and productivity /quality enhancer.
- Used in prostheses since 2016.
- Simply order your digital pieces (DICP's) to refill your collection.



Fabulous feedback from users of DICP's.


- Soft look that creates an astounding lifelike appearance, particularly in thin shells. Been using these since 2018. – Marcus Soper, Kendahl Quimby, Houston, Texas.
- Wonderful selection of nice base colours for lifelike appearance. What a time saver. I really like your product. Use daily in my practice. – Nancy Lambert, Dean McGee Eye Inst., Oklahoma City.
- Allows fine work, saving painting time. I don't think we can get such high quality without your DICP's. – Johann Cukiermann, Lille, France.
- I started using digital iris pieces during the Covid-19 pandemic. I have found them to be invaluable, as they have reduced the time, I spend with the patient doing a base painting. This has created more desperately needed clinic time. Even with my current set, I can always find an excellent iris base. – Marie Allen Drennan, Vancouver, Canada.



White poster putty to simulate white background

The convenient DICP code is on the front at the top and is simply filed down with a flat file when used.

DICP code includes iris number, brightness level, printing parameters (letter), month and year for re-ordering ease. Code allows traceability of each DICP's.



Black mark to define placement in mould

New suction cups

15



New blue silicone
Item #5360B-1
In bags of 100.
Call for pricing



New latex-free red rubber
Item #5360LF
In bags of 100.
Call for pricing

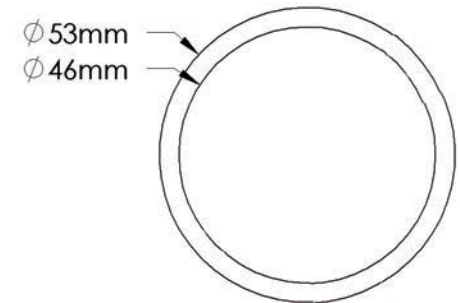
The Extractor. "A small finger"



To help remove impression trays, conformers or prostheses. You will be happy you have one on each working table. Great for working with infants or sensitive corneo-scleral shell patients.
Stainless-steel. Item # 5450. \$50 each

Spacers (shims)

Add a little extra clear or pink polymer (for your final curing or for your enlargements.) Only the large is still available. The large is in 0.4mm thickness.
Liquidating the Large, 0.4mm:
Item#5466.
\$105 for 500



MMA monomer

We ship 1 or 5-gallon containers of Eshchem monomer by transport to continental USA only customers. Shipping charges will depend on customer location. FOB Essington, PA, USA. Call for pricing. **Item #5091** or #5095.

Wax sticks and chunks

Hard inlay wax sticks
Ivory: Item #5310
Green: Item #5311.
1 lb box, \$85.-



Hard inlay wax chunks
Ivory: Item #5312.
Green: Item #5313
1 lb. box, \$ 55.-



Flat black acrylic painting disks.

Available in 2 sizes and a thickness of 0.5mm.
Flat. \$100 for 100
12mm: Item # BAPD12
13mm: Item # BAPD13




Support for the curved black acrylic painting disks system

Essential for maximum bonding when you want to pair the clear curved corneal pieces with the painted iris on a black curved disk.

IMPORTANT: We supply you with matching pairs of clear curved corneal pieces and curved disk radius. **BEWARE NOT TO MIX THEM.** Each one of the four curved disks has its place on the support.

Use a small amount of mono-poly under the curved black disk to hold it to the support.




Apply mono-poly simultaneously on both the painted disk and under the clear corneal piece and rapidly place the piece onto the disk, pressing with fingers. Release pressure and realign if needed then reapply firm pressure for 30 seconds. By then, the joint should be dry enough, so that the two are stable and no delamination is present. We recommend that you let the assembled piece dry within your painting hood, in front of the exhaust, for a minimum of 5 minutes, then immerse the assembled piece still on the support, in hot tap water. Using a pressure cooker (minimum 20 minutes at 20 lb - 1.5 BAR) with bottom filled with boiling water (20 mm) will pre-cure assembled disk/piece still on the support and avoid disk sliding during curing of sclera.

Each starter kits includes a support.

For an additional support. Item# BD-1234 \$100.-

Now featuring 6 collections from JUNE 2021.

126 No blues
126 No dark browns
120+ (1 case)
240+ (2 cases)
360+ (3 cases)
480+ (4 cases)



You can now order the collection size with all the variety OR ANY SINGLE CASE or plate in any collection to specialize in colours.

Case 1 being darkest browns and last case of a larger collection being darkest blues. All items in a smaller collection are in a bigger collection.

The larger the collection is, the more items and variations, the closer your base colour is and the less over corrections to get great results.

Our digital iris corneal pieces have been tested not to fade from anywhere between 9 and 18 years and more in an accelerated aging unit. They were still not altered after these aging tests. Any new batch of same special durable ink will go through same tests before being used.

They have no paper to be exposed in the back, great especially for your thinnest prostheses.

Our ink tested as non-toxic in a test with articles simulating an exposed iris/ink in the back.

Comes in 2 styles: A thin DICP (front radius 10 and back radius 13) for your thinnest prostheses and a regular (thick) DICP (front radius 8 and back radius 22) for your normal sized prostheses for a more normal anterior chamber.

Diameter is 13 mm (easily trimmed with a Dremmel at high speed and a flat file).


Pupils vary and are in the small sizes (easier to displace and make larger).

Also, the Collection Pick 15 starter set, the Collection 30 blues, 30 Darkest Browns and the "Must Have" Collection 36 pairs for bilaterals (page7).

Photos on page 2; note the white poster putty used to compare with companion eye of the client and black mark on peg you make to know the top placement.


Price is market price.

DICP's 126 No blues



A single case filled with most popular DICP's without blues. Specialized basic set. Choose which styles of DICP's: the regular or the thin or both. For those who wish still a more specialized smaller starter set, look at the Collection 30 Darkest Browns on page 7.

DICP's 126 No dark browns



A single case filled with most popular DICP's without browns. Specialized basic set. Choose which styles of DICP's: the regular or the thin or both.

OP Black acrylic painting disks.

Unique System/Value – Saves time.

This injection molded acrylic is more resistant to high temperatures than vinyl. Their main advantage is that they can be adjusted and polished when exposed to the back of a thin prosthesis – very useful today with the large implants used. The uneven side of the black disk (with dull finish) should be painted on. Apply 3 coats of mono-poly ahead of time. Before painting, apply another coat. To accelerate drying, in between coats of mono-poly, place the painted disk in front of a ventilation exit within your painting hood. Acrylic disks will not twist as vinyl ones, when subjected to heat from a lamp to dry. Apply mono-poly to bond clear corneal piece on flat or curved painted disk. Saves precious processing time, as you can verify your results immediately. For curved disks, use of a special tool for proper backing is crucial when bonding (see page 14). To cut down the size of the corneal piece when the iris is glued and pre-cured, we use a Dremmel motor tool with a flat file. It is best to use 1-2mm larger than needed and cut down assembly.

4 curved black acrylic painting disks and matching clear corneal pieces (CCP)




Our curved black acrylic painting disks are useful when you need curved as opposed to a flat painting surface. Comes in 2 radiuses: a radius of 22 mm and a steeper 13mm in a thickness of 0.6mm. The black acrylic painting disk 22 has a very slight curve (almost flat). This disk 22 gives a more normal curved iris with depth under the limbus (instead of using flat). Comes with matching clear corneal piece (CCP). For your thinnest, most-difficult-to-make ultra-thin prostheses, use the 13 mm radius with front radius 9mm. Each disk comes with a matching radius CCP, with or without pupil. Disks not sold separately, except as replacements.

- **Starter kit** includes 6 each of 4 styles, black curved acrylic painting disks and 24 matching CCP. Pupil sizes of CCP for each disk style: 2, 2.5, 3, 3.5, 4 mm and without pupil. Comes with a special tool for gluing (a backing tool, see page 14 for info) and a convenient large box. #CB4APDK \$448.



- Individual set of one curved black acrylic painting disk and matching CCP with your choice of front radius 8 or 9 mm and of pupil (2, 2.5, 3, 3.5, 4mm) or without pupil \$14.50

With disk (size 12mm & radius 13mm) #I, piece 12mm.
 With disk (size 13mm & radius 13mm) #II, piece 13mm.
 With disk (size 12mm & radius 22mm) #III, piece 12mm.
 With disk (size 13mm & radius 22mm) #IV, piece 13mm.



- Additional curved black acrylic painting disks for replacements \$50. for twenty.

Disk #I (size 12mm & radius 13mm), CD#1
 Disk #II (size 13mm & radius 13mm), CD#2
 Disk #III (size 12mm & radius 22mm), CD#3
 Disk #IV (size 13mm & radius 22mm), CD#4

A minimum quantity of 25 pieces of any make or model for regular shine.

For high shine: add \$3.50 each piece, with minimum of 100 pieces.



Regular shine High shine

The most helpfull tool to overwork DICP's

and any other base colours. For details of the iris, limbal blend and for veining. In each new lot, each desired pencil must be tested to detect if the color will resist to the contact of mono-poly and react during polymerization.



Simply mark a test sclera with the color pencil number and cure clear over. Some reds and yellows will dissolve. Do not take for granted that a stable color in one lot will be automatically stable in another lot. Warning: Natural light exposed veins made with red pencils will fade over time (over 3-4 years). Better to use red tread for the veins that will be exposed to natural light. Item # 5405LS. Special selection of pencils. \$230.

Aluminum iris pieces.

Joseph A. Legrand's idea to create the wax model. Our aluminum iris pieces have a standard size peg to match our corneal pieces. Black, flat or concave back. \$24 ea. for 1, \$23 ea. for 10,



CONCAVE
BACK

9.5mm: Item # AIBC9.5
10.5mm: Item # AIBC10.5
11.5mm: Item # AIBC11.5
12.5mm: Item # AIBC12.5


FLAT
BACK

11.5mm: Item # AIBF11.5
12.5mm: Item # AIBF12.5

Aluminum iris piece handlers.




Makes it easy to manipulate the aluminum iris piece when heated. Great fitting tool and time saver. Item # 5402. \$45



Collection 120+ has 126 pieces. A single case filled with most popular DICP's. Covers whole spectrum with few variations of the same color. Basic set. Choose which styles of DICP's: the regular or the thin or both. For those who wish still a smaller starter set, look at the Collection Pick 15, 30 Blues and 30 Darkest Browns on page 7.

DICP's Collections 240+



Collection 240+ has 250 pieces. Two cases offer more choices of both most popular DICP's and variations. This collection can really be a nice working set. Choose which styles of DICP's: the regular, the thin or both.

Collection 360+ has 370 pieces.

3 cases offer still more choices of both DICP's and more variations of the same base colours.

This set is a still a nicer working set.

* This one is great also for users who wish a specialized brown or blue or hazel set. Any of the 3 cases can be ordered separately.

Case1 starts with the darkest browns, Case 3 ends with the darkest blues while Case 2 covers the lighter browns, hazelnuts and grays.

Choose which styles of DICP's: the regular or the thin or both.



Case 1

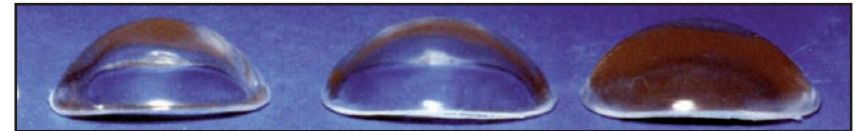
2

3

Best way to start: buy only one case and order another later.

Shapes to make impression trays.

(acrylic, unfinished) Modify them to your needs and polish the edges. Great fitting shapes and impression trays.



16

18

18/20

Items #5516-2(16-small), #5516-4(16-reg), #5518-2(18-small), #5518-4(18-reg), #5519-2(18/20-small), #5519-4(18/20-reg), \$150 for 25

A flatter shape 22 in regular(5522-4) and small (5522-2) is also available.

Impression trays

Unfinished. Modify them to your needs, drill additional holes and polish. Simply wax a tube over the best hole. Comes in a set of 8, now with 8 drilled tip caps. Includes 2 of each 4 sizes; extra-small, small, medium, and large. Item # 5470-8 Complete set of 8, \$130



Magnifiers



10X Loupe

Item # 00000 10X, \$10



7X Loupe

Item # 00000 7X, \$30

PMMA clear or opaque white thermoforming sheets.

Look no more for PMMA sheets. Our practical sheets are 2" X 12" and 1/16" thick. Each is paper-coated.
Clear sheet: Item#CS212116 \$18. each.
Opaque white sheet: Item#WS212116 \$18. each.

Scleral shell press

DRILL PRESS TYPE. Versatile and easy to use. Now with reinforced column. Already own one, ask for the free upgrade. Item #5300. \$425 ea.,



Grey & Red pre-pumice abrasive wheels

Flexible polishing wheels for prostheses, after grinding and before pumice. Such a pumicing time-saver. Enables you to work dry and see better.

Small grey wheels need to be mounted with a mandrel. In 3 hardnesses: soft, medium or hard.
Item #5680S-30
Item #5680M-30
Item #5680H-30
\$150 for bag of 30 wheels.



(63x30mm)

Large red wheels are mounted on 1/4" shank.
Item #5780-1 \$35 each.



You'll wonder how you managed without these.

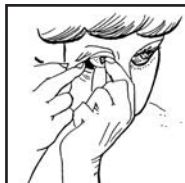
(25x15mm)

Mandrels

For small polishing wheels, including the grey wheels. 2.35mm shank.
Item #5682-50. \$50 bag of 50.




Patient's Booklet: "**A different dimension, Adapting to Monocular Vision**"
By Jewele Jones and Jack Diner B.A., B.C.O. with a foreword by Hamton Roy, M.D. and Wilma C. Diner, M.D. Illustrations by Jack Diner and Lee Allen. Having a patient who's well informed and understanding is half the work accomplished. Each of your patients should have one. Item #5406.
\$20 ea. for 1, \$10 ea. for 10. (Only 151 left in stock)



Collection 480+. Our most complete set.

The 480+ collection has 489 pieces. 4 cases offer the greatest choice of DICP and variations.



DICP 30 PAIRS COLLECTION

An essential for your bilaterals. Beautiful pairs with reverse images for the family to choose from. These are colors that may require very little overcorrection. Choose which styles of DICP: regular or thin.



DICP collections to try.

COLLECTION PICK 15*

The first 15 DICP's ever re-ordered by users. Starter set covers whole spectrum yet is really limited. When ready to move on to a bigger working set, look at all the COLLECTIONS (120+, 240+, 360+ and 480+).




30 BLUES*

OR 30 DARK

BROWNS*

2 basic specialized cases.



* These 3 include both styles of DICP: regular and thin. Ideal for users who are trying to see if these DICPs are compatible with their own manufacturing techniques and validate how much easier it becomes to do an even better job. Comes with a few random non-coded DICPs (in both styles, some with flaws) to try them on and two plates with white putty to stick the selected pieces on when comparing with the good eye of the customer.

OPVal Maximum Registering Validated Thermometer (-5°C – 200°C)

Essential to document performance of your




Liquisteam-E and Polymax 1 120°C units for FDA. With protective stainless steel case. Length approximately 5-1/2". The (OPVal) Maximum Registering Validated Thermometer is to be used with the Oculo-Plastik (maximum temperature reached) validated test. In order for this test to be valid, it must be performed only with this thermometer. The OPVal will display and retain the highest temperature obtained until manually "shaken down" to reset. Item #128-TC \$140 each

Diamond coated acrylic trimmers

With a 1/4" shaft, these 6 grinding / finishing burs are exceptionally effective and durable. Available in 3 sizes (10, 14, and 18 mm) and 2 grits (medium-200, and coarse-100). The bullet shape is ideal for our profession.

5210-10(10 mm-coarse),
5220-10(10 mm-medium),
5210-14(14 mm-coarse),
5220-14(14 mm-medium),
5210-18(18 mm-coarse),
5220-18(18 mm-medium),
\$130 each or \$550 for set of 6.



Acrylic polymer (PMMA) Clear, scleral white (internally pigmented) and caruncle pink (internally pigmented).


Especially for your thin prostheses, our internally pigmented scleral white will be your best alternative due to its opacity. It is a plus for thin prostheses since the globe is less apparent behind the prosthesis. In 1 liter or in a 4 liters. **NOTE: 1 liter equals 1.5 lbs. So ordering 2 bottles will cost 3 lbs.**

Clear: Item #5100,
1 liter at \$72.- per lbs, 4 liter at \$65/lbs.


IP white sclera: Item #5110 and pink: Item #5120,
Sclera shade #3 for darker skin people. Item #5113.
Sclera shade #4 for lighter skin people. Item #5114.
1 liter at \$76.- per lbs, 4 liter at \$72/lbs.



Round brass flasks & accessories



Round brass flask.
Item # 5115
\$155 ea. for 1 flask,
\$150 ea. for 5 flasks,
\$145 ea. for 10 flasks,
\$140 ea. for 25 flasks,



All-stainless-steel mini-presses for both brass flasks and Danz style flask.
(with nuts, washers and bolts).
Item # 5130-065, for single brass flask,
5130-110, for double brass flasks,
5130-080, for single Danz type flask,
5130-120, for double Danz type flasks.
\$105 ea. for 1 mini-press,
\$100 ea. for 5 mini-presses,
\$95 ea. for 10 mini-presses.




4 Replacement all-stainless-steel nuts & bolts,
Item # 5150-065, 65 mm
5150-080, 80 mm
5150-110, 110 mm
5150-120, 120 mm
\$18 for pack of 4,
\$16 each for 3 packs of 4



Chrome plated wrench
Item # 5160 \$13 ea.

Microwave flasks. Only a few left. No accessories left.



Until out of stock.

Flask. Item #5010 \$100 ea.

Shipping: FOB Montreal.
Minimum order: \$150. All prices in U.S. \$